
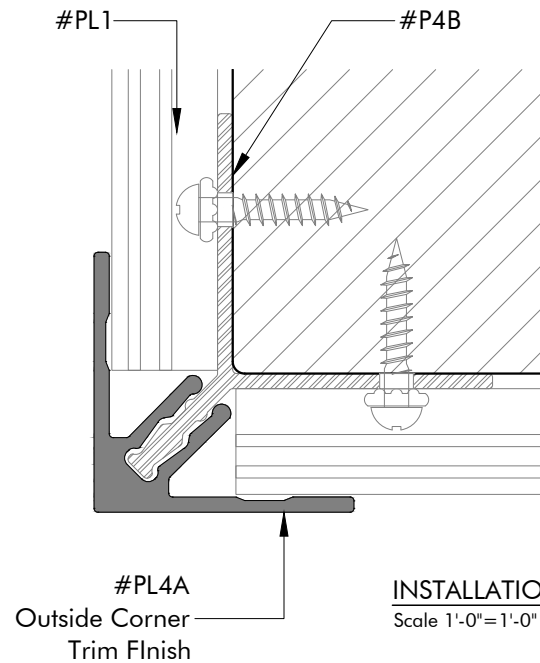


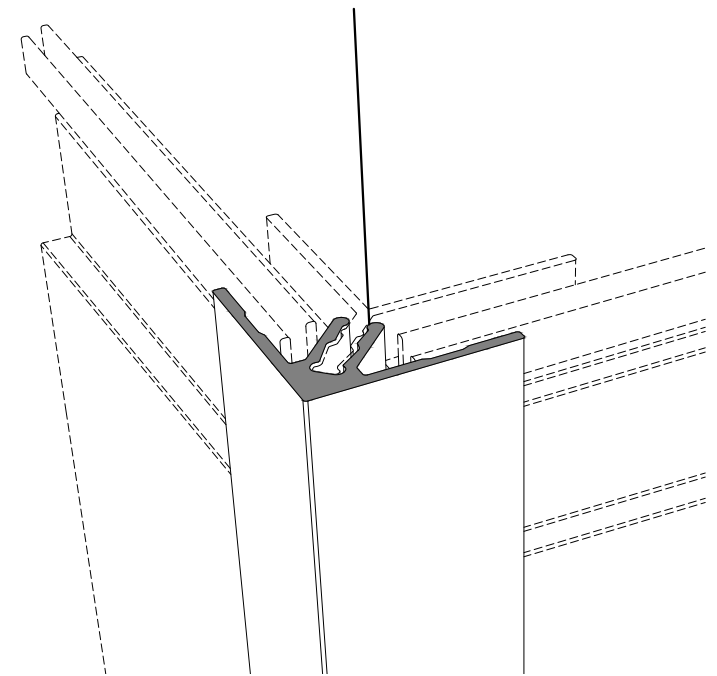
PROFILE VIEW
Scale 1'-0" = 1'-0"



3D VIEW
Scale NTS



INSTALLATION VIEW
Scale 1'-0" = 1'-0"



#PL4A TECHNICAL INFORMATION

Part Description	Outside Corner Trim Finish
Weight (lbs per feet)	0.3453
Finish	Woodgrain or Solid
Thickness	0.08-in
Sizes Available	12 & 16-feet
Others	Part is Exposed